

## How to use Feng Shui to improve your Wealth... Article 1 : Black Hat School

Mark Shackelford, Spring 2009

This is the first in a series of articles that will show you how to use our Feng Shui software to improve your Wealth. It assumes that you have a copy of the Feng Shui Professional system – although some of the articles can be followed using the simpler Home or Expert versions.

### Feng Shui

Feng Shui means "Wind and Water" and has been used for thousands of years in China and the Far East as a method for determining the most appropriate locations for a harmonious life. These locations can help you select the most appropriate and auspicious (lucky) site for a building, the floor-plan of a house or just the layout of a room.

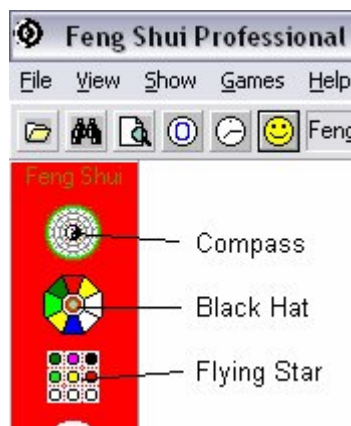
Feng Shui affects every aspect of our life and the way it is applied can be both beneficial and detrimental to the way you live and the surrounding environment. The underlying principle of Feng Shui is to live in harmony with your environment so that the energy surrounding you works for you rather than against you. After all, why swim against the tide?

### Feng Shui and Wealth

Feng Shui ideas and practices can be used to the benefit of a wide range of aspects of your Life – such as Health, Family, Happiness, and (in this case) Wealth.

Feng Shui works by enhancing your environment with specific items (such as mirrors, plants etc.) or by removing potential problems (Feng Shui cures) that can be causing your Wealth to suffer.

### Using the Feng Shui program



The diagram to the left shows the main menu on the Feng Shui software. There are three buttons that we are going to use to improve your Wealth, for the Compass, Black Hat and Flying Star schools.

To activate the program just click with your Mouse on the required button and a small window will pop up displaying the various options and diagrams for your selected Feng Shui school.

## 1. Black Hat school

This article is going to explore the Feng Shui Black Hat school, which is the second button on the menu. This is the simplest Feng Shui school and relies only on the direction in which your Front Door faces. Click on the small octagonal icon on the Feng Shui menu, and the following diagram will appear:

**Black Hat School**

Pa Kua Trigram [9]  
**Li**  
The Clinging  
Eastern Life

Pa Kua Element  
**Ting**  
Yin Fire  
The Magician

Select a Name  
Mark

Draw Floor Plan ? Help >>

**Feng Shui Enrichments**  
This diagram shows the eight Enrichments or Life Aspirations for each of the Eight Compass Directions.  
When you have oriented the Door of your Room or House with these Locations, you can then use the Feng Shui principles to enhance specific aspects of your Life by activating the appropriate area.  
For example, Wind Chimes, Crystals, Bright Lights, Mirrors or Fish Tanks can all help to enhance your aspirations.  
Hint: Double Click on the Enrichment area to display the suggested Enhancements.

Wealth and Prosperity  
Room Enhancers Garden Enhancers

I Ching Direction Readings  
Hsun : Wealth

Click here to see the I Ching for your Trigram compared with a selected Direction.

Close Colour Matching Essential Oils

The Black Hat school diagram shows the “Front Door Direction” at the bottom of the screen. You need to orient the diagram so that you are looking at your house (or even just a single room) with the diagram facing the Front Door.

NOTE: You can click on the small printer icon (in the middle of the screen at the bottom) and this will produce a large black and white picture for you to use in laying out your house or room.

You can see that there is a location on the Black Hat school Pa Kua (the name of the octagonal shape – sometimes called a “Ba Gua”), at the top left labelled “Wealth and Prosperity”. This is the location that we need to consider when planning to improve our Wealth.

When using Feng Shui for a House – layout your floor plan over the Pa Kua, and work out which room(s) are located in this space. If you are using it just for a room, then the Pa Kua covers the whole floor space.

You now need to select the “Wealth and Prosperity” location – just click on the green space on the Pa Kua – this is then shown in the pick list in the panel on the right.

To improve your Wealth there are a number of things that we can do.

#### Enhancing the Room or Space

Feng Shui works by considering the Chinese Elements and their relationship to the space affected. We use complementary or matching elements to improve the space – call Enhancers, and we use conflicting elements to remove problems – these are called Cures.

Having selected the appropriate “Wealth and Prosperity” area, you now click on the “Room Enhancers” button in the panel on the right. This displays the following pop up window:



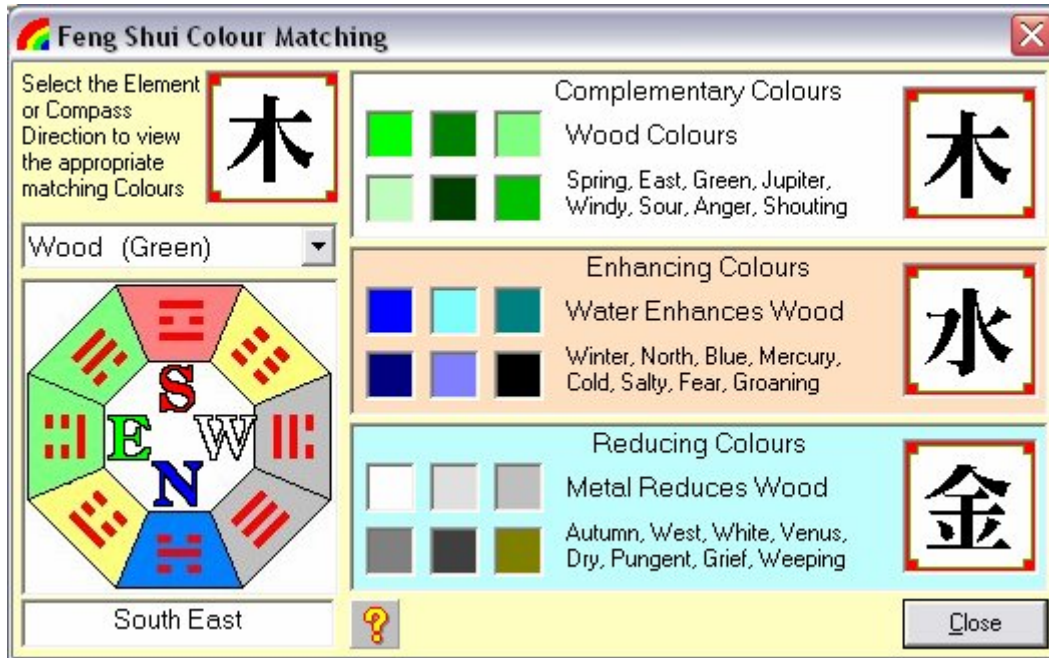
As we can see from this screen, the Wealth location is linked with the Chinese Wood Element, and to Enhance the location, we need to add Wood based items, or else use the complementary element – Water (which enhances Wood).

The screen suggests the colours to use (and to avoid), and a variety of objects that you can place in the area for auspicious effects.

#### Feng Shui Colours

The next part of the system to use, is the Feng Shui colour matching, which you should use in combination with Interior Design when choosing the colours for the paint, wallpaper, carpets and floor coverings.

Click on the “Colour Matching” button on the main Black Hat school window, and the following pop up window will be displayed:



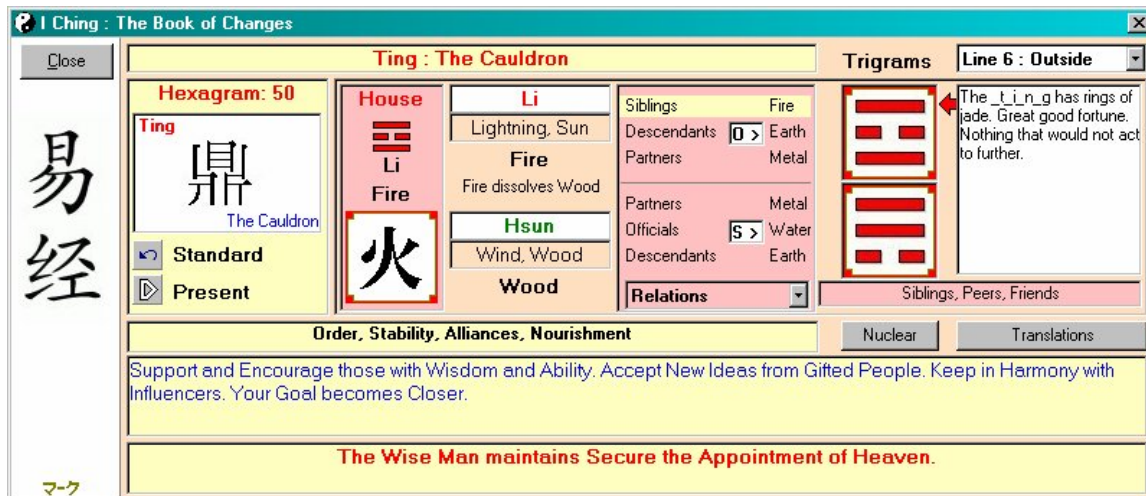
NOTE: Click on the Green location at the top left of the diagram to make sure you are looking at the correct location.

This screen shows the best colours (in this case Green) and the complementary colour (Blue) which can also be used.

The third box shows the Reducing Colours which are only used if there is too much of an element in a location (as a Cure), which we are not concerned with here.

Comparing you and the Location

The final option on this screen is to check how well you fit in with the location – and for this we use the I Ching – click on the Yin Yang symbol at the bottom of the Black Hat screen.



The display compares your personal Trigram (the top one – in the example Li) with the trigram of the location (Hsun). You can use the I Ching reading to interpret your activities in this location and the likely outcome of any changes you make.